




No drawing! Everyone paints along with Conni (art materials, even mat-frame supplied.) For **STEP 1-OUT-LINE** you make center dot and add line halfway below. Easy!



STEP 2 - Next, Conni shows and tells how to **UNDERCOLOR** sky and ground.



STEP 3 - OVERCOLOR. Just dab and tap..the picture starts coming to life, amazing everyone!



STEP 4 - Add DETAIL. Everyone's picture differs. Is treasured for years later!

